





















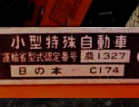



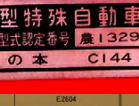












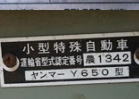










































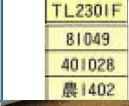



















<b>1254</b>		1979 Ministry of Transport Type Approval Number		<b>HINOMOTO E184</b>	Hinomoto S107	<b>2</b>	1070cc	18D力/2300rpm	<b>Toyosha Co., Ltd.</b>
<b>1255</b>		1979 Ministry of Transport Type Approval Number		<b>HINOMOTO E232</b>	Hinomoto P126	<b>2</b>	1263cc	23hp/2500rpm	Toyosha Co., Ltd.
<b>1256</b>		1979 Ministry of Transport Type Approval Number		<b>HINOMOTO E324</b>	Hinomoto 3 S150	<b>3</b>	1498cc	32hp	Toyosha Co., Ltd.
<b>1256</b>		1979 Ministry of Transport Type Approval Number		<b>HINOMOTO E394</b>	Hinomoto TS150	<b>3</b>	1498cc	39hp/2600rpm	Toyosha Co., Ltd.
<b>↑1979 ↓1980</b>									
<b>1259</b>	401030 (TS3910TCF)	Safety Appraisal 1979 1980 Ministry of Transport Type Approval Number		<b>Shibaura SL1543</b>	Shibaura LEK 802D	<b>2</b>	804cc	15hp/2600rpm	Ishikawajima Shibaura Machine Co., Ltd.
<b>1260</b>		1980 Ministry of Transport Type Approval Number		<b>Shibaura SD1643</b>	Shibaura H763	<b>3</b>	1143cc	16hp/2600rpm	Ishikawajima Shibaura Machine Co., Ltd.
<b>1261</b>		1980 Ministry of Transport Type Approval Number		<b>Shibaura SL1743</b>	Shibaura LEH 822	<b>2</b>	887cc	17hp/2600rpm	Ishikawajima Shibaura Machine Co., Ltd.
<b>1262</b>		1980 Ministry of Transport Type Approval Number		<b>Shibaura SD1843</b>	Shibaura H763	<b>3</b>	1143cc	18hp/2600rpm	Ishikawajima Shibaura Machine Co., Ltd.
<b>1263</b>		1980 Ministry of Transport Type Approval Number		<b>Shibaura SD2043</b>	Shibaura H843	<b>3</b>	1396cc	20hp/2600rpm	Ishikawajima Shibaura Machine Co., Ltd.
<b>1264</b>		1980 Ministry of Transport Type Approval Number		<b>Shibaura SD2243</b>	Shibaura H843	<b>3</b>	1396cc	22hp/2600rpm	Ishikawajima Shibaura Machine Co., Ltd.
<b>1266</b>		1980 Ministry of Transport Type Approval Number		<b>Kubota TD6</b>	Kubota E50	<b>1</b>	309cc	Maximum5hp/2200rpm Rated 4.5hp/2200rpm	Ishikawajima Shibaura Machine Co., Ltd.
<b>1267</b>	2 wheel drive. In the case of Kubota, two-wheel drive lines up first.	1980 Ministry of Transport Type Approval Number		<b>Kubota B1200</b>	Kubota D750	<b>3</b>	762cc	12hp/2800rpm	Kubota Iron Works Co., Ltd.
<b>1268</b>		1980 Ministry of Transport Type Approval Number		<b>Kubota B1200DT</b>	Kubota D750	<b>3</b>	762cc	12hp/2800rpm	Kubota Iron Works Co., Ltd.
<b>1269</b>		1980 Ministry of Transport Type Approval Number		<b>Kubota B1400</b>	Kubota D850	<b>3</b>	855cc	14hp/2600rpm	Kubota Iron Works Co., Ltd.
<b>1270</b>		1980 Ministry of Transport Type Approval Number		<b>Kubota B1400DT</b>	Kubota D850	<b>3</b>	855cc	14hp/2600rpm	Kubota Iron Works Co., Ltd.
<b>1272</b>		1980 Ministry of Transport Type Approval Number		<b>Kubota L2602DT</b>	Kubota V1502-L	<b>4</b>	1487cc	28hp/2600rpm	Kubota Iron Works Co., Ltd.
<b>1273</b>	2WD	1980 Ministry of Transport Type Approval Number		<b>Kubota L3202</b>	Kubota V1502	<b>4</b>	1487cc	32hp/2800rpm	Kubota Iron Works Co., Ltd.
<b>1274</b>		1980 Ministry of Transport Type Approval Number		<b>Kubota L3202DT</b>	Kubota V1502	<b>4</b>	1487cc	32hp/2800rpm	Kubota Iron Works Co., Ltd.
<b>1277</b>		1980 Ministry of Transport Type Approval Number		<b>Yanmar TC600K</b> Approved model name:TC600KA	Yanmar NS75CT	<b>1</b>	376cc		YANMAR AGRICULTURAL EQUIPMENT Co., Ltd.

<b>1280</b>		1980 Ministry of Transport Type Approval Number			<b>Shibaura SL1343</b>	Shibaura LEK752C	<b>2</b>	706cc	13hp/2600rpm	Ishikawajima Shibaura Machine Co., Ltd.
<b>1282</b>		1980 Ministry of Transport Type Approval Number			<b>Shibaura SD1603</b>	Shibaura H763	<b>3</b>	1143cc	16hp/2600rpm	Ishikawajima Shibaura Machine Co., Ltd.
<b>1284</b>	Model number here is the correct answer	1980 Ministry of Transport Type Approval Number			<b>Shibaura SD1803</b>	Shibaura H763	<b>3</b>	1143cc	18hp/2600rpm	Ishikawajima Shibaura Machine Co., Ltd.
<b>1284</b>	The type approval number is a complete error	1980 Ministry of Transport Type Approval Number			<b>Kubota B1600DT</b>	Kubota D950	<b>3</b>	927cc	16hp/2800rpm	Kubota Iron Works Co., Ltd.
<b>1285</b>		1980 Ministry of Transport Type Approval Number			<b>Shibaura SD2003</b>	Shibaura H843	<b>3</b>	1396cc	20hp/2600rpm	Ishikawajima Shibaura Machine Co., Ltd.
<b>1286</b>		1980 Ministry of Transport Type Approval Number			<b>Shibaura SD2203</b>	Shibaura H843	<b>3</b>	1396cc	22hp/2600rpm	Ishikawajima Shibaura Machine Co., Ltd.
<b>1289</b>		1980 Ministry of Transport Type Approval Number			<b>Shibaura SD2603</b>	Shibaura LEM853	<b>3</b>	1429cc	26hp/2500rpm	Ishikawajima Shibaura Machine Co., Ltd.
<b>1290</b>		1980 Ministry of Transport Type Approval Number			<b>Shibaura SD2643</b>	Shibaura LEM853	<b>3</b>	1429cc	26hp/2500rpm	Ishikawajima Shibaura Machine Co., Ltd.
<b>1291</b>	Safety appraisal 102026	1980 Ministry of Transport Type Approval Number			<b>Mitsubishi CT601S Alias: MR800S Approved model name:MR80A</b>	Mitsubishi MN85	<b>1</b>	477cc		Mitsubishi Mahindra Agricultural Machinery Co.,Ltd.
<b>1292</b>		1980 Ministry of Transport Type Approval Number			<b>Mitsubishi MS500 Alias: TH45 Approved model name:MS50A</b>	Mitsubishi G3L-6	<b>1</b>	174cc		Mitsubishi Mahindra Agricultural Machinery Co.,Ltd.
<b>1293</b>	The mass registration of Mitsubishi in 1980 is thought to be due to the reorganization of the company (the merger of Mitsubishi Equipment Sales Co., Ltd. and Satoh Zoki).	1980 Ministry of Transport Type Approval Number			<b>Mitsubishi CT452 Alias: TH65 Approved model name:MS65A</b>	Mitsubishi G4L-4	<b>1</b>	236cc		Mitsubishi Mahindra Agricultural Machinery Co.,Ltd.
<b>1300</b>	The mass registration of Mitsubishi in 1980 is thought to be due to the reorganization of the company (the merger of Mitsubishi Equipment Sales Co., Ltd. and Satoh Zoki).	1980 Ministry of Transport Type Approval Number			<b>Mitsubishi D1450 Alias1:MT1400J Alias2:D1450P Approved model name:MT14A</b>	Mitsubishi K3A	<b>3</b>	776cc	14.5hp/2700rpm	Mitsubishi Mahindra Agricultural Machinery Co.,Ltd.
<b>1301</b>	The mass registration of Mitsubishi in 1980 is thought to be due to the reorganization of the company (the merger of Mitsubishi Equipment Sales Co., Ltd. and Satoh Zoki).	1980 Ministry of Transport Type Approval Number			<b>Mitsubishi D1450FD Approved model name:MT14B</b>	Mitsubishi K3A	<b>3</b>	776cc	14.5hp/2700rpm	Mitsubishi Mahindra Agricultural Machinery Co.,Ltd.
<b>1302</b>	The mass registration of Mitsubishi in 1980 is thought to be due to the reorganization of the company (the merger of Mitsubishi Equipment Sales Co., Ltd. and Satoh Zoki).	1980 Ministry of Transport Type Approval Number			<b>Mitsubishi cultivator MR600 Alias: MR650D Approved model name:MR60A</b>	Mitsubishi NM6	<b>1</b>	343cc		Mitsubishi Mahindra Agricultural Machinery Co.,Ltd.
<b>1303</b>	The mass registration of Mitsubishi in 1980 is thought to be due to the reorganization of the company (the merger of Mitsubishi Equipment Sales Co., Ltd. and Satoh Zoki).	1980 Ministry of Transport Type Approval Number			<b>Mitsubishicultivator MR700 Alias: MR750D Approved model name:MR60A</b>	Mitsubishi NM7	<b>1</b>	406cc		Mitsubishi Mahindra Agricultural Machinery Co.,Ltd.
<b>1304</b>	The mass registration of Mitsubishi in 1980 is thought to be due to the reorganization of the company (the merger of Mitsubishi Equipment Sales Co., Ltd. and Satoh Zoki).	1980 Ministry of Transport Type Approval Number			<b>Mitsubishicultivator MS700 Alias:CT700 Approved model name:MS70A</b>	Mitsubishi G700	<b>1</b>	256cc		Mitsubishi Mahindra Agricultural Machinery Co.,Ltd.
<b>1304</b>	Safety appraisal 1979 1980 (Ministry of Transport type approval)				<b>Mitsubishicultivator MS700 Alias:TH750 Approved model name:MS70A</b>		<b>1</b>			Mitsubishi Mahindra Agricultural Machinery Co.,Ltd.
<b>1307</b>		1980 Ministry of Transport Type Approval Number			<b>Mitsubishi cultivator MS800 Alias:MR910 Approved model name:MS80A</b>	Mitsubishi G800	<b>1</b>	300cc		Mitsubishi Mahindra Agricultural Machinery Co.,Ltd.
<b>1309</b>	Probably Mitsubishi D1850FD is MT16B	1980 Ministry of Transport Type Approval Number			<b>MitsubishiD1650 Approved model name:MT16A</b>	Mitsubishi K4A	<b>4</b>	1035cc	16hp	Mitsubishi Mahindra Agricultural Machinery Co.,Ltd.
<b>1310</b>	Mitsubishi D1850FD is MT18B	1980 Ministry of Transport Type Approval Number			<b>Mitsubishi D1850 Approved model name:MT18A</b>					Mitsubishi Mahindra Agricultural Machinery Co.,Ltd.

<b>1311</b>	Probably Mitsubishi D2050 is MT20A	1980 Ministry of Transport Type Approval Number			<b>Mitsubishi D2050FD</b> Approved model name:MT20B							Mitsubishi Mahindra Agricultural Machinery Co.,Ltd.
<b>1312</b>		1980 Ministry of Transport Type Approval Number			<b>Mitsubishi D2350</b> Approved model name:MT23C							Mitsubishi Mahindra Agricultural Machinery Co.,Ltd.
<b>1313</b>		1980 Ministry of Transport Type Approval Number			<b>Mitsubishi MT2600</b> Approved model name:M26A ST2620							Mitsubishi Mahindra Agricultural Machinery Co.,Ltd.
<b>1314</b>		1980 Ministry of Transport Type Approval Number			<b>Mitsubishi D3250</b> Approved model name:MT32A							Mitsubishi Mahindra Agricultural Machinery Co.,Ltd.
<b>1315</b>		1980 Ministry of Transport Type Approval Number			<b>Mitsubishi D1650FD</b> Approved model name:MT16B							Mitsubishi Mahindra Agricultural Machinery Co.,Ltd.
<b>1316</b>		1980 Ministry of Transport Type Approval Number			<b>Mitsubishi D1850FD</b> Alias:Satoh ST1840 Approved model name:MT18B	Mitsubishi 4KA	<b>4</b>	1035cc	18hp			Mitsubishi Mahindra Agricultural Machinery Co.,Ltd.
<b>1317</b>		1980 Ministry of Transport Type Approval Number			<b>Mitsubishi D2050</b> Approved model name:MT20B	Mitsubishi K4C	<b>4</b>	1200cc	20hp			Mitsubishi Mahindra Agricultural Machinery Co.,Ltd.
<b>1317</b>	Satoh and KUMIAI were another brand name of Mitsubishi at this time.	1980 Ministry of Transport Type Approval Number			<b>Satoh KUMIAI ST2040</b> Approved model name:MT20B	Mitsubishi K4C	<b>4</b>	1200cc	20hp			Mitsubishi Mahindra Agricultural Machinery Co.,Ltd.
<b>1318</b>	Satoh and KUMIAI were another brand name of Mitsubishi at this time.	1980 Ministry of Transport Type Approval Number			<b>Satoh ST2340</b> Mitsubishi MT2300D Approved model name:MT23D	Mitsubishi K4C	<b>4</b>	1200cc	23hp?			Mitsubishi Mahindra Agricultural Machinery Co.,Ltd.
<b>1319</b>		Safety Appraisal 1978			<b>Mitsubishi D2650FD</b> Approved model name:MT26B	Mitsubishi KE140	<b>4</b>	1305cc	28hp			Mitsubishi Mahindra Agricultural Machinery Co.,Ltd.
<b>1320</b>		1980 Ministry of Transport Type Approval Number			<b>Mitsubishi D3250FD</b> Approved model name:MT32B	Mitsubishi 4DQ3	<b>4</b>	1490cc				Mitsubishi Mahindra Agricultural Machinery Co.,Ltd.
<b>1321</b>		1980 Ministry of Transport Type Approval Number			<b>Mitsubishi D3850</b> Approved model name:MT38A	Mitsubishi 4DQ3	<b>4</b>	1490cc				Mitsubishi Mahindra Agricultural Machinery Co.,Ltd.
<b>1322</b>		1980 Ministry of Transport Type Approval Number			<b>Mitsubishi D3850FD</b> Approved model name:MT38B	Mitsubishi 4DQ3	<b>4</b>	1490cc				Mitsubishi Mahindra Agricultural Machinery Co.,Ltd.
<b>1325</b>		1980 Ministry of Transport Type Approval Number			<b>HINOMOTO E204</b>	Hinomoto CS112	<b>3</b>	1126cc	20hp/2500rpm			Toyosha Co., Ltd.
<b>1327</b>		1980 Ministry of Transport Type Approval Number			<b>HINOMOTO C174</b>	Hinomoto CS100	<b>3</b>	1004cc	17hp/			Toyosha Co., Ltd.
<b>1328</b>		1980 Ministry of Transport Type Approval Number			<b>HINOMOTO C172</b>	Hinomoto CS100	<b>3</b>	1004cc	17hp/			Toyosha Co., Ltd.
<b>1329</b>	80345?	1980 Ministry of Transport Type Approval Number			<b>HINOMOTO C144</b>	Hinomoto CS86	<b>3</b>	865cc	14hp/2500rpm?			Toyosha Co., Ltd.
<b>1332</b>		1980 (Ministry of Transport type approval) Safety appraisal 81156			<b>HINOMOTO E2604</b>	Hinomoto 3 S139	<b>3</b>	1.395cc	26hp/2500rpm			Toyosha Co., Ltd.
<b>1336</b>		1980 Ministry of Transport Type Approval Number			<b>Shibaura SD3243</b>	Shibaura LEM754	<b>4</b>	1484cc	32hp/2800rpm			Ishikawajima Shibaura Machine Co., Ltd.
<b>1337</b>		1980 Ministry of Transport Type Approval Number			<b>Shibaura SD3903T</b>	Shibaura LEM754AT	<b>4</b>	1484cc	39hp/2750rpm			Ishikawajima Shibaura Machine Co., Ltd.

<b>1338</b>		1980 Ministry of Transport Type Approval Number	 型特殊自動車 型式認定番号農1338 ラ SD3943AT型		<b>Shibaura SD3943AT</b>	Shibaura LEM754AT	<b>4</b>	1484cc	39hp/2750rpm	Ishikawajima Shibaura Machine Co., Ltd.
<b>1341</b>		1980 Ministry of Transport Type Approval Number	 小型特殊自動車 運輸省型式認定番号農1341 ヤンマーYT550型		<b>YANMAR YT550</b>	YANMAR SSA55C	<b>1</b>	353cc		YANMAR AGRICULTURAL EQUIPMENT Co., Ltd.
<b>1342</b>		1980 Ministry of Transport Type Approval Number	 小型特殊自動車 運輸省型式認定番号農1342 ヤンマーY650型		<b>Shibaura SK650 YANMAR Y650</b>	YANMAR HS6-KE	<b>1</b>	353cc		Ishikawajima Shibaura Machine Co., Ltd. YANMAR AGRICULTURAL EQUIPMENT Co., Ltd.
<b>1343</b>		1980 Ministry of Transport Type Approval Number	 小型特殊自動車 運輸省型式認定番号農1343 ヤンマーY750型		<b>YANMAR Y750</b>	YANMAR HS7	<b>1</b>	402cc		YANMAR AGRICULTURAL EQUIPMENT Co., Ltd.
<b>1344</b>		1980 Ministry of Transport Type Approval Number	 小型特殊自動車 運輸省型式認定番号農1344 ヤンマーY850型		<b>YANMAR YC850D Approved model name:Y850</b>	YANMAR HS8-KE	<b>1</b>	487cc		YANMAR AGRICULTURAL EQUIPMENT Co., Ltd.
<b>1347</b>		July 14, 1980 (Showa 55) Small special vehicle type certification	 セーブタイプイセキ いせきがかり取組する 高効率で低コストの実力派 30 60 53083 408007 農 1347		<b>Iseki HL1800 Approved model name:H6</b>	Mitsubishi KE75	<b>2</b>	764cc	16hp/3000rpm	Iseki Agricultural Machinery Co., Ltd.
<b>1349</b>		1980 Ministry of Transport Type Approval Number	 イセキ 国産コバイン 本邦 2200 早じま		<b>Iseki HL2200</b>	Isuzu 3AF1	<b>3</b>	1170cc	21hp/2600rpm	Iseki Agricultural Machinery Co., Ltd.
<b>1353</b>		1980 Ministry of Transport Type Approval Number	 小型特殊自動車 運輸省型式認定番号農1353 ヤンマーYM2310D		<b>YANMAR YM2310D</b>	YANMAR 3T84H	<b>3</b>	1413cc	23hp	YANMAR AGRICULTURAL EQUIPMENT Co., Ltd.
<b>1365</b>		1980 Ministry of Transport Type Approval Number	 小型特殊自動車 運輸省型式認定番号農1365 ヤンマーYM1301D		<b>YANMAR YM1301D</b>	YANMAR 3T70B	<b>3</b>	831cc	13hp/2400rpm	YANMAR AGRICULTURAL EQUIPMENT Co., Ltd.
<b>1367</b>		1980 Ministry of Transport Type Approval Number	 型特殊自動車 型式認定番号農1367 の本 E222		<b>HINOMOTO E222</b>	Hinomoto CS122	<b>3</b>	1218cc	22hp/2500rpm	Toyosha Co., Ltd.
<b>1374</b>		1980 Ministry of Transport Type Approval Number	 小型特殊自動車 運輸省型式認定番号農1374 クボタRX900型		<b>Kubota RX900</b>	Kubota ZB400	<b>1</b>	400cc	9.5hp/3000rpm	YANMAR AGRICULTURAL EQUIPMENT Co., Ltd.
<b>1376</b>		The mass registration of Mitsubishi in 1980 is thought to be due to the reorganization of the company (the merger of Mitsubishi Equipment Sales Co., Ltd. and Satoh Zoki).	 小型特殊自動車 運輸省型式認定番号農1376 ミツビシMT1401		<b>Mitsubishi iMT1401 Approved model name:MT14C</b>	Mitsubishi K3B	<b>3</b>	849cc	14.5hp/2400rpm	Mitsubishi Mahindra Agricultural Machinery Co.,Ltd.
<b>1377</b>		The mass registration of Mitsubishi in 1980 is thought to be due to the reorganization of the company (the merger of Mitsubishi Equipment Sales Co., Ltd. and Satoh Zoki).	 小型特殊自動車 運輸省型式認定番号農1377 ミツビシMT1401D		<b>Mitsubishi MT1401D Approved model name:MT14D</b>	Mitsubishi K3B	<b>3</b>	849cc	14.5hp/2400rpm	Mitsubishi Mahindra Agricultural Machinery Co.,Ltd.
<b>1378</b>		1980 Ministry of Transport Type Approval Number	 小型特殊自動車 運輸省型式認定番号農1378 ミツビシMT1601		<b>Mitsubishi MT1601 Approved model name:MT15C</b>	Mitsubishi K3C	<b>3</b>	900cc	16hp/2400rpm	Mitsubishi Mahindra Agricultural Machinery Co.,Ltd.
<b>1379</b>		1980 Ministry of Transport Type Approval Number	 型特殊自動車 運輸省型式認定番号農1379 ミツビシMT1601D		<b>Mitsubishi MT1601D Approved model name:MT15D</b>	Mitsubishi K3C	<b>3</b>	900cc	16hp/2400rpm	Mitsubishi Mahindra Agricultural Machinery Co.,Ltd.
<b>1381</b>		1980 Ministry of Transport Type Approval Number	 型特殊自動車 型式認定番号農1381 小松国際284DCS		<b>Komatsu International 284 DCS</b>	Nissan Diesel SD15	<b>3</b>	1493cc	30hp/	Komatsu International Manufacturing Co., Ltd.
<b>1387</b>		1980 Ministry of Transport Type Approval Number	 型特殊自動車 運輸省型式認定番号農1387 ミツビシMT2201		<b>Mitsubishi MT2201 Approved model name:MT22A</b>	Mitsubishi K4D-13A	<b>4</b>	1305cc	22hp/	Mitsubishi Mahindra Agricultural Machinery Co.,Ltd.
<b>1388</b>		1980 Ministry of Transport Type Approval Number	 小型特殊自動車 運輸省型式認定番号農1388 ミツビシMT2201D		<b>Mitsubishi MT2201D Approved model name:MT22B</b>	Mitsubishi K4D-13A	<b>4</b>	1305cc	22hp/	Mitsubishi Mahindra Agricultural Machinery Co.,Ltd.
<b>↑1980 ↓1981</b>			 型特殊自動車 運輸省型式認定番号農1379 ミツビシMT15D							
<b>1389</b>		1981 Ministry of Transport Type Approval Number	 型特殊自動車 運輸省型式認定番号農1389 ミツビシMT2501		<b>Mitsubishi MT2501 Approved model name:MT25A</b>	Mitsubishi K4E-13A	<b>4</b>	1415cc	25hp/	Mitsubishi Mahindra Agricultural Machinery Co.,Ltd.

<b>1390</b>		1981 Ministry of Transport Type Approval Number		<b>Mitsubishi MT2501D</b> Approved model name:MT25B	Mitsubishi K4E-13A	<b>4</b>	1415cc	25hp/	Mitsubishi Mahindra Agricultural Machinery Co.,Ltd.
<b>1391</b>		1981 Ministry of Transport Type Approval Number		<b>Yanmar TC580</b>	Yanmar H7-C	<b>1</b>	331cc	7hp/3000rpm	YANMAR AGRICULTURAL EQUIPMENT Co., Ltd.
<b>1392</b>		1981 Ministry of Transport Type Approval Number		<b>Yanmar TC1010</b>	Yanmar 2HS66	<b>2</b>	451cc	10hp?	YANMAR AGRICULTURAL EQUIPMENT Co., Ltd.
<b>1397</b>		501036 1981 (Showa 56) (Ministry of Transport type approval) 1984 catalog		<b>Iseki TU1901 (GOLD)</b>	3AFI-BL01	<b>3</b>	1,170cc	19hp/2300rpm	Iseki Agricultural Machinery Co., Ltd.
<b>1398</b>		401024 1981 (Showa 56) (Ministry of Transport type approval) 1984 catalog		<b>Iseki TU1901F (GOLD)</b>	3AFI-BL01	<b>3</b>	1,170cc	19hp/2300rpm	Iseki Agricultural Machinery Co., Ltd.
<b>1401</b>		1981 (Showa 56) (Ministry of Transport type approval) 1984 catalog		<b>Iseki TL2301 (GOLD)</b>	3AGI	<b>3</b>	1,429cc	23hp/2600rpm	Iseki Agricultural Machinery Co., Ltd.
<b>1402</b>		1981 (Showa 56) (Ministry of Transport type approval) 1984 catalog		<b>Iseki TL2301F (GOLD)</b> Approved model name: TL6F	3AGI	<b>3</b>	1,429cc	23hp/2600rpm	Iseki Agricultural Machinery Co., Ltd.
<b>1403</b>		1981 (Showa 56) (Ministry of Transport type approval) 1984 catalog		<b>Iseki TL2101 (GOLD)</b> Approved model name: TL7	3AGI	<b>3</b>	1,429cc	21hp/2600rpm	Iseki Agricultural Machinery Co., Ltd.
<b>1404</b>		401027 1981 (Showa 56) (Ministry of Transport type approval) 1984 catalog		<b>Iseki TL2101F (GOLD)</b> Approved model name: TL7F	3AGI	<b>3</b>	1,429cc	21hp/2600rpm	Iseki Agricultural Machinery Co., Ltd.
<b>1409</b>		1981 Ministry of Transport Type Approval Number		<b>Iseki TL3200</b> Approved model name: TL9	Isuzu 4FA1	<b>4</b>	1,487cc	32hp/2600rpm	Iseki Agricultural Machinery Co., Ltd.
<b>1410</b>		1981 Ministry of Transport Type Approval Number		<b>Iseki TL3200F</b> Approved model name: TL9F	Isuzu 4FA1	<b>4</b>	1,487cc	32hp/2600rpm	Iseki Agricultural Machinery Co., Ltd.
<b>1411</b>		1981 Ministry of Transport Type Approval Number		<b>Yanmar TC1410</b>	Yanmar 2HS75	<b>2</b>	636cc	14hp?	YANMAR AGRICULTURAL EQUIPMENT Co., Ltd.
<b>1412</b>		1981 Ministry of Transport Type Approval Number		<b>Yanmar TC1310</b>	Yanmar 2HS72	<b>2</b>	586cc	13hp?	YANMAR AGRICULTURAL EQUIPMENT Co., Ltd.
<b>1413</b>		1981 Ministry of Transport Type Approval Number		<b>Kubota RX3600</b>	Kubota V1502	<b>4</b>	1487cc	32hp/2800rpm	Kubota Iron Works Co., Ltd.
<b>1414</b>		1981 Ministry of Transport Type Approval Number		<b>Kubota RX1900</b>	Kubota D850C	<b>3</b>	855cc	19hp?	Kubota Iron Works Co., Ltd.
<b>1415</b>		1981 Ministry of Transport Type Approval Number		<b>Kubota RX1500</b>	Kubota D750-C	<b>3</b>	762cc	14hp/2700rpm	Kubota Iron Works Co., Ltd.
<b>1415</b>		1981 Ministry of Transport Type Approval Number		<b>Kubota RX155AGU</b>	Kubota D750-C	<b>3</b>	762cc	14hp/2700rpm	Kubota Iron Works Co., Ltd.
<b>1421</b>		1981 Ministry of Transport Type Approval Number		<b>Iseki HL2500</b> Approved model name:H8	IsekiE3AE1	<b>3</b>	1296cc	25hp/2600rpm	Iseki Agricultural Machinery Co., Ltd.
<b>1422</b>		1981 Ministry of Transport Type Approval Number		<b>YANMAR YM1502</b> Approved model name:YM15A	YANMAR 3T72SA-B	<b>3</b>	879cc	15hp/2400rpm	YANMAR AGRICULTURAL EQUIPMENT Co., Ltd.
<b>1423</b>		1981 Ministry of Transport Type Approval Number		<b>YANMAR YM1502D</b> Approved model name:YM15B	YANMAR 3T72SA-B	<b>3</b>	879cc	15hp/2400rpm	YANMAR AGRICULTURAL EQUIPMENT Co., Ltd.

