























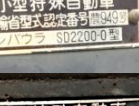





















































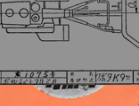
























|                        |   |  |   |   |  |                  |          |   |                              |   |
|------------------------|---|--|---|---|--|------------------|----------|---|------------------------------|---|
| <b>935</b>             |   | 1975 (Ministry of Transport type approval)   |     |     | <b>YANMAR YM2000A</b>  | 2TR20A           | <b>2</b> | 1145cc                                    | 20hp/2550rpm                 | YANMAR AGRICULTURAL EQUIPMENT Co., Ltd. |
| <b>936</b>             |   | 1975 (Ministry of Transport type approval)   |    |    | <b>Robin PR18</b>  | Robin EY18-3B    | <b>1</b> | 182cc                                     | 3.5hp/1800rpm<br>5hp/2000rpm | Fuji Robin Co., Ltd.                    |
| <b>937</b>             |   | 1975 (Ministry of Transport type approval)   |    |    | <b>Kubota HT2200</b>   | Kubota DH1100    | <b>3</b> | 1115cc                                    | 22hp/2800rpm                 | Kubota Iron Works Co., Ltd.             |
| <b>939</b>             |   | 1975 (year of type approval)<br>1975, description of the L-type D1 series of tractors (published in 1980, Kubota Iron Works' recent 10-year history) |    |    | <b>Kubota L2201</b>  | D1101            | <b>3</b> | 1.1L (tractordata.com)<br>DH1101/1115cc法口 | 22hp/2800rpm                 | Kubota Iron Works Co., Ltd.             |
| <b>940</b>             |   | 1975 (Ministry of Transport type approval)   |    |    | <b>Kubota L2201DT</b>  | D1101            | <b>3</b> | 1.1L (tractordata.com)<br>DH1101/1115cc法口 | 22hp/2800rpm                 | Kubota Iron Works Co., Ltd.             |
| <b>941</b>             |   | 1975 (Ministry of Transport type approval)   |    |    | <b>Kubota T5</b>   | Kubota GN250-EA  | <b>1</b> | 252cc                                     | 4hp/1500rpm                  | Kubota Iron Works Co., Ltd.             |
| <b>942</b>             |   | 1975 (Ministry of Transport type approval)   |    |    | <b>Kubota T7</b>   | Kubota GN250     | <b>1</b> | 252cc                                     | 5-6.8hp/1900rpm              | Kubota Iron Works Co., Ltd.             |
| <b>↑1975<br/>↓1976</b> |   |  |   |   |  |                  |          |   |                              |   |
| <b>943</b>             | I think it is based on Toko Sangyo's cost roller AT41           | 1976 (Ministry of Transport type approval)   |    |    | <b>Mitsubishi AT41A</b>  | Mitsubishi 5GL-4 | <b>1</b> | 287cc                                     |                              | Mitsubishi Heavy Industries, Ltd.       |
| <b>944</b>             | 301024 L2201H<br>201010 L2201G                                  | Production year list by Mitsubishi product model<br>Manufactured from 1976 to 1981 1976 (Ministry of Transport type approval)                        |    |    | <b>Mitsubishi CT321</b>  | Mitsubishi 3GL-6 | <b>1</b> | 174cc                                     |                              | Mitsubishi Heavy Industries, Ltd.       |
| <b>945</b>             |   | 1976 (Ministry of Transport type approval)   |   |   | <b>Mitsubishi CT451</b>  | Mitsubishi 4GL-4 | <b>1</b> | 236cc                                     |                              | Mitsubishi Heavy Industries, Ltd.       |
| <b>948</b>             |   | January 31, 1976 (Showa 51) Small special vehicle type approval  |  |  | <b>Shibaura SD2200 2WD</b>   | Shibaura LET852C | <b>2</b> | 1134cc                                    | 22hp/2500rpm                 | Ishikawajima Shibaura Machine Co., Ltd. |
| <b>949</b>             |   | January 31, 1976 (Showa 51) Small special vehicle type approval  |  |  | <b>Shibaura SD2200-0 4WD</b><br>Approved model name: SD2200-O                  | Shibaura LET852C | <b>2</b> | 1134cc                                    | 22hp/2500rpm                 | Ishikawajima Shibaura Machine Co., Ltd. |
| <b>950</b>             |   | January 31, 1976 (Showa 51) Small special vehicle type approval  |  |  | <b>Shibaura SD2200D 2WD</b><br><b>SD2200D</b><br>Approved model name: SD2200-O | Shibaura LET852C | <b>2</b> | 1134cc                                    | 22hp/2500rpm                 | Ishikawajima Shibaura Machine Co., Ltd. |
| <b>951</b>             |   | January 31, 1976 (Showa 51) Small special vehicle type approval  |  |  | <b>Shibaura SD2200D-0 4WD</b><br>Approved model name: SD2200D-O                | Shibaura LET852C | <b>2</b> | 1134cc                                    | 22hp/2500rpm                 | Ishikawajima Shibaura Machine Co., Ltd. |
| <b>953</b>             |   | 1976 (Ministry of Transport type approval)   |  |  | <b>Kubota B7000E 2WD</b>   | Kubota Z650      | <b>2</b> | 653cc                                     | 13hp/3000rpm                 | Kubota Iron Works Co., Ltd.             |
| <b>956</b>             |   | March 26, 1976 Small special vehicle type approval   |  |  | <b>SUZUE M1200</b>   | Mitsubishi KE70  | <b>2</b> | 669cc                                     | 12hp?                        | Suzue Agricultural Machinery Co., Ltd.  |
| <b>957</b>             | 201035  | 1976 (Ministry of Transport type approval) Safety appraisal 1977   |  |  | <b>Mitsubishi D3000II</b>  | Mitsubishi 4DO3  | <b>4</b> | 1490cc                                    | 30hp/2700rpm                 | Mitsubishi Heavy Industries, Ltd.       |
| <b>960</b>             | Ministry of Agriculture and Forestry inspection passed NO.76075 | 1976 (Ministry of Transport type approval)   |  |  | <b>Satoh Combine Young Ace H1100</b>   | Mitsubishi KE75  | <b>2</b> | 764cc                                     | 15hp?                        | Satoh Zoki Co., Ltd.                    |
| <b>964</b>             |   | 1976 (Ministry of Transport type approval) Released on June 4, 1976. From Honda's press release  |  |  | <b>HONDA F650B</b>   | HONDA G50F       | <b>1</b> | 187cc                                     | 5hp/4000rpm                  | HONDA MOTOR CO.,LTD.                    |

|            |        |   |   |  |                  |          |         |              |  |
|------------|--------|---|---|--|------------------|----------|---------|--------------|--|
| <b>965</b> |        | 1976 (Ministry of Transport type approval)                              |     | <b>Mitsubishi D1300FD</b>                            | Mitsubishi KE70  | <b>2</b> | 669cc   | 13hp/2700rpm | Mitsubishi Equipment Sales Co., Ltd.     |
| <b>966</b> |        | 1976 (Ministry of Transport type approval)                              |    | <b>MAMETORA HMD</b>                                  | Shibaura GED25R  | <b>1</b> | 252cc   |              | Mametra Agricultural Machinery Co., Ltd. |
| <b>967</b> |        | 1976 (Ministry of Transport type approval)                              |    | <b>Iseki TX1300F</b>                                 | Mitsubishi KE70  | <b>2</b> | 669cc   | 13hp/2700rpm | Iseki Agricultural Machinery Co., Ltd.   |
| <b>967</b> |        | 1976 (Ministry of Transport type approval)                              |    | <b>Iseki TX1300F</b><br>Approved model name:TX1300   | Mitsubishi KE70  | <b>2</b> | 669cc   | 13hp/2700rpm | Iseki Agricultural Machinery Co., Ltd.   |
| <b>968</b> |        | June 10, 1976 Ministry of Transport Small Special Vehicle Type Approval |    | <b>Shibaura SD1500A 2WD</b>                          | Shibaura LEO802B | <b>2</b> | 844cc   | 15hp/2600rpm | Ishikawajima Shibaura Machine Co., Ltd.  |
| <b>970</b> |        | 1976 (Ministry of Transport type approval)                              |    | <b>Shibaura SD3000A 2WD</b>                          | Shibaura LEM754A | <b>4</b> | 1,484cc | 30hp/2700rpm | Ishikawajima Shibaura Machine Co., Ltd.  |
| <b>971</b> |        | 1976 (Ministry of Transport type approval)                              |    | <b>Shibaura SD3000A0 4WD</b>                         | Shibaura LEM754A | <b>4</b> | 1,484cc | 30hp/2700rpm | Ishikawajima Shibaura Machine Co., Ltd.  |
| <b>972</b> |        | 1976 (Ministry of Transport type approval)                              |    | <b>Shibaura SD3000AD 2WD with auxiliary gearbox</b>  | Shibaura LEM754A | <b>4</b> | 1,484cc | 30hp/2700rpm | Ishikawajima Shibaura Machine Co., Ltd.  |
| <b>973</b> |        | 1976 (Ministry of Transport type approval)                              |    | <b>Shibaura SD3000AD0 4WD with auxiliary gearbox</b> | Shibaura LEM754A | <b>4</b> | 1,484cc | 30hp/2700rpm | Ishikawajima Shibaura Machine Co., Ltd.  |
| <b>974</b> |        | 1976 (Ministry of Transport type approval)                              |   | <b>Shibaura SD3000B 2WD</b>                          | Shibaura LEM754A | <b>4</b> | 1,484cc | 30hp/2700rpm | Ishikawajima Shibaura Machine Co., Ltd.  |
| <b>975</b> |        | 1976 (Ministry of Transport type approval)                              |   | <b>Shibaura SD3000B0 4WD</b>                         | Shibaura LEM754A | <b>4</b> | 1,484cc | 30hp/2700rpm | Ishikawajima Shibaura Machine Co., Ltd.  |
| <b>976</b> |        | 1976 (Ministry of Transport type approval)                              |   | <b>Shibaura SD3000BD 2WD with auxiliary gearbox</b>  | Shibaura LEM754A | <b>4</b> | 1,484cc | 30hp/2700rpm | Ishikawajima Shibaura Machine Co., Ltd.  |
| <b>977</b> |        | 1976 (Ministry of Transport type approval)                              |   | <b>Shibaura SD3000BD0 4WD with auxiliary gearbox</b> | Shibaura LEM754A | <b>4</b> | 1,484cc | 30hp/2700rpm | Ishikawajima Shibaura Machine Co., Ltd.  |
| <b>978</b> |        | 1976 (Ministry of Transport type approval) 1976 (safety appraisal)      |  | <b>Kubota L1801DT</b>                                | Kubota ZT851     | <b>2</b> | 866cc   | 18hp/2800rpm | Kubota Iron Works Co., Ltd.              |
| <b>979</b> | 101082 | 1976 (Ministry of Transport type approval) 1976 (safety appraisal)      |  | <b>Kubota L1801</b>                                  | Kubota ZT851     | <b>2</b> | 866cc   | 18hp/2800rpm | Kubota Iron Works Co., Ltd.              |
| <b>980</b> |        | 1976 (Ministry of Transport type approval)                              |  | <b>YANMAR YM2500</b>                                 | YANMAR 3T80      | <b>3</b> | 1281cc  | 25hp/2800rpm | YANMAR AGRICULTURAL EQUIPMENT Co., Ltd.  |
| <b>981</b> | 201009 | 1976 (Ministry of Transport type approval) 1976 (safety appraisal)      |  | <b>YANMAR YM3000</b>                                 | YANMAR 3T84      | <b>3</b> | 1496cc  | 30hp/2600rpm | YANMAR AGRICULTURAL EQUIPMENT Co., Ltd.  |
| <b>984</b> |        | 1976 (Ministry of Transport type approval)                              |  | <b>Ohshima combine RS500</b>                         | Shibaura GE35A   | <b>1</b> | 351cc   |              | Ohshima Agricultural Machinery Co., Ltd. |
| <b>985</b> |        | 1976 (Ministry of Transport type approval)                              |  | <b>Ohshima combine RS601A</b>                        | Mitsubishi G9LA  | <b>1</b> | 510cc   |              | Ohshima Agricultural Machinery Co., Ltd. |
| <b>986</b> |        | 1976 (Ministry of Transport type approval)                              |  | <b>Ohshima combine RS880</b>                         | Mitsubishi G9LA  | <b>1</b> | 510cc   |              | Ohshima Agricultural Machinery Co., Ltd. |

|             |   |  |   |   |  |                  |          |         |                |   |
|-------------|---|--|---|---|--|------------------|----------|---------|----------------|---|
| <b>987</b>  |   | 1976 (Ministry of Transport type approval)                         |   |     | <b>Ohshima combine RS880A</b>                          | Shibaura KED60R  | <b>1</b> | 567cc   |                | Oshima Agricultural Machinery Co., Ltd. |
| <b>988</b>  |   | 1976 (Ministry of Transport type approval)                         |   |    | <b>Ohshima combine RD1000</b>                          | Shibaura LEK752C | <b>2</b> | 706cc   | 13hp?          | Oshima Agricultural Machinery Co., Ltd. |
| <b>990</b>  | 101094?   | 1976 (Ministry of Transport type approval) 1976 (safety appraisal) |   |    | <b>Satoh ST1510</b>                                    | Mitsubishi KE75  | <b>2</b> | 764cc   | 15hp           | Satoh Zoki Co., Ltd.                    |
| <b>991</b>  |   | 101028   | 1976 (Ministry of Transport type approval)  |    | <b>Satoh ST1510D</b>                                   | Mitsubishi KE75  | <b>2</b> | 764cc   | 15hp           | Satoh Zoki Co., Ltd.                    |
| <b>992</b>  |    | 1976 (Ministry of Transport type approval) 1976 (safety appraisal) |  |    | <b>Mitsubishi D1500V</b><br>Approved model name:M71    | Mitsubishi KE75  | <b>2</b> | 764cc   | 15hp           | Mitsubishi Equipment Sales Co., Ltd.    |
| <b>993</b>  |   | 101012   | 1976 (Ministry of Transport type approval) 1976 (safety appraisal)                |    | <b>Mitsubishi D1500VFD</b><br>Approved model name:M71A | Mitsubishi KE75  | <b>2</b> | 764cc   | 15hp           | Mitsubishi Equipment Sales Co., Ltd.    |
| <b>995</b>  |   | 101013   | 1976 (Ministry of Transport type approval)  |    | <b>Shibaura SU1300A</b>                                | Shibaura LEK752C | <b>2</b> | 706cc   | 13hp?          | Ishikawajima Shibaura Machine Co., Ltd. |
| <b>996</b>  |   |  | 1976 (Ministry of Transport type approval)  |    | <b>Shibaura SU1300A-0</b>                              | Shibaura LEK752C | <b>2</b> | 706cc   | 13hp?          | Ishikawajima Shibaura Machine Co., Ltd. |
| <b>997</b>  |   |  | 1976 (Ministry of Transport type approval)  |   | <b>HONDA F700</b>                                      | HONDA G65F       | <b>1</b> | 240cc   | 6.3hp/4000rpm  | Ishikawajima Shibaura Machine Co., Ltd. |
| <b>998</b>  |   |  | 1976 (Ministry of Transport type approval)  |  | <b>Iseki KX70D</b>                                     | Iseki S S 70     | <b>1</b> | 376cc   | 7hp?           | Iseki Agricultural Machinery Co., Ltd.  |
| <b>999</b>  |   |  | 1976 (Ministry of Transport type approval)  |  | <b>Kubota L3001</b>                                    | Kubota V1501     | <b>4</b> | 1,487cc | 30hp/2800rpm   | Kubota Iron Works Co., Ltd.             |
| <b>1000</b> |   |  | 1976 (Ministry of Transport type approval)  |  | <b>YANMAR YG500</b>                                    | YANMAR G35       | <b>1</b> | 182cc   | 3.5hp/1800rpm  | YANMAR AGRICULTURAL EQUIPMENT Co., Ltd. |
| <b>1001</b> |   |  | 1976 (Ministry of Transport type approval)  |  | <b>YANMAR YG650</b>                                    | YANMAR G50       | <b>1</b> | 252cc   | 5hp/1800rpm    | YANMAR AGRICULTURAL EQUIPMENT Co., Ltd. |
| <b>1002</b> |  |  | 1976 (Ministry of Transport type approval)  |  | <b>YANMAR YM1100D</b>                                  | YANMAR 2T73      | <b>2</b> | 627cc   | 11hp/2500rpm   | YANMAR AGRICULTURAL EQUIPMENT Co., Ltd. |
| <b>1003</b> |   |  | 1976 (Ministry of Transport type approval)  |  | <b>YANMAR YM1100</b>                                   | YANMAR 2T73      | <b>2</b> | 627cc   | 11hp/2500rpm   | YANMAR AGRICULTURAL EQUIPMENT Co., Ltd. |
| <b>1004</b> |   |  | 1976 (Ministry of Transport type approval)  |  | <b>YANMAR TC600</b>                                    | YANMAR NS70CTN   | <b>1</b> | 378cc   |                | YANMAR AGRICULTURAL EQUIPMENT Co., Ltd. |
| <b>1005</b> |   |  | 1976 (Ministry of Transport type approval)  |  | <b>Iseki TX1000</b>                                    | Mitsubishi KE55  | <b>2</b> | 544cc   | 11hp/2700rpm   | Iseki Agricultural Machinery Co., Ltd.  |
| <b>1006</b> |   | 101065   | 1976 (Ministry of Transport type approval)  |  | <b>Iseki TX1000F</b>                                   | Mitsubishi KE55  | <b>2</b> | 544cc   | 11hp/2700rpm   | Iseki Agricultural Machinery Co., Ltd.  |
| <b>1007</b> |   |  | 1976 (Ministry of Transport type approval)  |  | <b>Iseki TX1300</b>                                    | Mitsubishi KE70  | <b>2</b> | 669cc   | 13hp           | Iseki Agricultural Machinery Co., Ltd.  |
| <b>1008</b> |   |  | 1976 (Ministry of Transport type approval)  |  | <b>Iseki TX1500</b>                                    | Mitsubishi KE75  | <b>2</b> | 764cc   | 14.8hp/2700rpm | Iseki Agricultural Machinery Co., Ltd.  |

|                        |        |  |   |   |                  |          |        |                    |  |
|------------------------|--------|--|---|---|------------------|----------|--------|--------------------|--|
| <b>1009</b>            |        | 1976 (Ministry of Transport type approval)   |     | <b>Iseki TX1500F</b>                                      | Mitsubishi KE75  | <b>2</b> | 764cc  | 14.8hp/2700rpm     | Iseki Agricultural Machinery Co., Ltd. |
| <b>↑1976<br/>↓1977</b> |        |  |   |   |                  |          |        |                    |  |
| <b>1010</b>            |        | 1977 (Ministry of Transport type approval)   |    | <b>Hinomoto Best E16</b>                                  | Hinomoto S110    | <b>2</b> | 1103cc | 16hp               | Toyosha Co., Ltd.                      |
| <b>1011</b>            |        | 1977 (Ministry of Transport type approval)   |    | <b>Hinomoto Best E18</b>                                  | Hinomoto S111    | <b>2</b> | 1103cc | 18hp/2300rpm(S111) | Toyosha Co., Ltd.                      |
| <b>1012</b>            |        | 1977 (Ministry of Transport type approval)   |    | <b>Hinomoto Best E21</b>                                  | Hinomoto S125    | <b>2</b> | 1263cc | 21hp               | Toyosha Co., Ltd.                      |
| <b>1013</b>            |        | 1977 (Ministry of Transport type approval)   |    | <b>Hinomoto Best E25</b>                                  | Hinomoto S135    | <b>2</b> | 1346cc | 25hp/2500rpm       | Toyosha Co., Ltd.                      |
| <b>1016</b>            |        | 1977 (Ministry of Transport type approval)   |    | <b>Kubota combine NX1800</b>                              | Kubota D850      | <b>3</b> | 855cc  | 18.5hp/3000rpm     | Kubota Iron Works Co., Ltd.            |
| <b>1024</b>            |        | 1977 (Ministry of Transport type approval)   |    | <b>Satoh ST2300</b><br>Approved model name:ST23           | Mitsubishi KE130 | <b>2</b> | 1246cc | 23hp/2500rpm       | Satoh Zoki Co., Ltd.                   |
| <b>1027</b>            | 101086 | 1977 (Ministry of Transport type approval)   |   | <b>Satoh ST2001</b><br>Approved model name:ST201          | Mitsubishi KE130 | <b>2</b> | 1246cc | 20hp/2400rpm       | Satoh Zoki Co., Ltd.                   |
| <b>1028</b>            |        | Ministry of Transport type approval 1977/Mitsubishi model production year list 1976-1977 |  | <b>Mitsubishi D1600</b> Approved model name:M66           | Mitsubishi KE85  | <b>2</b> | 854cc  | 16hp/2400rpm       | Mitsubishi Equipment Sales Co., Ltd.   |
| <b>1029</b>            |        | Ministry of Transport type approval 1977/Mitsubishi model production year list 1976-1977 |  | <b>Mitsubishi D1600</b> Approved model name:M66L          | Mitsubishi KE85  | <b>2</b> | 854cc  | 16hp/2400rpm       | Mitsubishi Equipment Sales Co., Ltd.   |
| <b>1030</b>            | 201033 | Safety Appraisal 1977<br>Ministry of Transport Type Certification 1977                   |  | <b>Mitsubishi D2000II</b><br>Approved model name:M67      | Mitsubishi KE130 | <b>2</b> | 1246cc | 20hp/2400rpm       | Mitsubishi Equipment Sales Co., Ltd.   |
| <b>1031</b>            | 201034 | Safety Appraisal 1977<br>Ministry of Transport Type Certification 1977                   |  | <b>Mitsubishi D2500II</b><br>Approved model name:M68      | Mitsubishi KE135 | <b>2</b> | 1302cc | 25hp/2500rpm       | Mitsubishi Equipment Sales Co., Ltd.   |
| <b>1031</b>            |        | Ministry of Transport Type Approval 1977   |  | <b>Massey Ferguson MF125II</b><br>Approved model name:M68 | Mitsubishi KE135 | <b>2</b> | 1302cc | 25hp/2500rpm       | MSK Tokyu Machinery Co., Ltd.          |
| <b>1032</b>            |        | Ministry of Transport Type Approval 1977   |  | <b>Mitsubishi D2300</b> Approved model name:M69           | Mitsubishi KE130 | <b>2</b> | 1246cc | 23hp/              | Mitsubishi Equipment Sales Co., Ltd.   |
| <b>1033</b>            |        | Ministry of Transport Type Approval 1977   |  | <b>HINOMOTO E14</b>                                       | Hinomoto S88     | <b>2</b> | 886cc  | 14hp               | Toyosha Co., Ltd.                      |
| <b>1034</b>            |        | Safety Appraisal 1977 (Hinomoto) E28D  |  | <b>HINOMOTO E28</b>                                       | HinomotoS148     | <b>2</b> | 1477cc | 28hp/2500rpm       | Toyosha Co., Ltd.                      |
| <b>1036</b>            | 201127 | Safety Appraisal 1976<br>Ministry of Transport Type Certification 1977                   |  | <b>SUZUE M1301</b>  | Mitsubishi KE70  | <b>2</b> | 669cc  | 13hp               | Suzue Agricultural Machinery Co., Ltd. |
| <b>1037</b>            | 101040 | Safety Appraisal 1976<br>Ministry of Transport Type Certification 1977                   |  | <b>SUZUE M1301D</b>                                       | Mitsubishi KE70  | <b>2</b> | 669cc  | 13hp               | Suzue Agricultural Machinery Co., Ltd. |
| <b>1038</b>            | 101041 | Safety Appraisal 1976<br>Ministry of Transport Type Certification 1977                   |  | <b>SUZUE M1501</b>  | Mitsubishi KE75  | <b>2</b> | 764cc  | 15hp               | Suzue Agricultural Machinery Co., Ltd. |

|             |   |   |   |  |                   |          |        |               |   |
|-------------|---|---|---|--|-------------------|----------|--------|---------------|---|
| <b>1039</b> |   | 201026<br>Safety Appraisal 1976<br>Ministry of Transport Type<br>Certification 1977                         |     | <b>SUZUE<br/>M1501D</b>  | Mitsubishi KE75   | <b>2</b> | 764cc  | 15hp          | Suzue Agricultural<br>Machinery Co., Ltd.     |
| <b>1041</b> |   | Ministry of Transport Type<br>Approval 1977   |    | <b>Kubota HX350</b>  | Kubota GN2900     | <b>1</b> | 289cc  | 6.5hp         | Kubota Iron Works Co.,<br>Ltd.                |
| <b>1045</b> |   | Ministry of Transport Type<br>Approval 1977   |    | <b>YANMAR<br/>YT500</b>  |                   | <b>1</b> |        |               | YANMAR<br>AGRICULTURAL<br>EQUIPMENT Co., Ltd. |
| <b>1048</b> |   | Ministry of Transport Type<br>Approval 1977   |    | <b>Mitsubishi<br/>D1100 Approved<br/>model name:M72</b>        | Mitsubishi KE55   | <b>2</b> | 544cc  | 11hp/2700rpm  | Mitsubishi Equipment<br>Sales Co., Ltd.       |
| <b>1049</b> |   | Ministry of Transport Type<br>Approval 1977   |    | <b>Mitsubishi<br/>D1100FD<br/>Approved model<br/>name:M72A</b> | Mitsubishi KE55   | <b>2</b> | 544cc  | 11hp/2700rpm  | Mitsubishi Equipment<br>Sales Co., Ltd.       |
| <b>1050</b> |   | 101042<br>Ministry of Transport type<br>approval 1977/Mitsubishi<br>model production year list<br>1976-1977 |    | <b>Mitsubishi<br/>D1600FD<br/>Approved model<br/>name:M66A</b> | Mitsubishi KE85   | <b>2</b> | 854cc  | 16hp/2400rpm  | Mitsubishi Equipment<br>Sales Co., Ltd.       |
| <b>1051</b> |   | Ministry of Transport Type<br>Approval 1977   |    | <b>Mitsubisi<br/>D1800IFD<br/>Approved model<br/>name:M61A</b> | Mitsubishi KE95   | <b>2</b> | 964cc  | 18hp/2400rpm  | Mitsubishi Equipment<br>Sales Co., Ltd.       |
| <b>1052</b> |   | Ministry of Transport Type<br>Approval 1977   |    | <b>Mitsubisi<br/>D2000IFD<br/>Approved model<br/>name:M67A</b> | Mitsubishi KE130  | <b>2</b> | 1246cc | 20hp/2400rpm  | Mitsubishi Equipment<br>Sales Co., Ltd.       |
| <b>1053</b> |   | Ministry of Transport Type<br>Approval 1977   |    | <b>Mitsubishi<br/>D2300FD<br/>Approved model<br/>name:M69A</b> | Mitsubishi KE130  | <b>2</b> | 1246cc | 23hp/         | Mitsubishi Equipment<br>Sales Co., Ltd.       |
| <b>1055</b> |   | Ministry of Transport Type<br>Approval 1977   |   | <b>Satoh ST2300D<br/>Approved model<br/>name:ST23D</b>         | Mitsubishi KE130  | <b>2</b> | 1246cc | 23hp          | Satoh Zoki Co., Ltd.                          |
| <b>1056</b> |   | Ministry of Transport type<br>approval 1977/Mitsubishi<br>model production year list<br>1976-1977           |  | <b>Satoh ST1801D<br/>Approved model<br/>name:ST181D</b>        | Mitsubishi KE85   | <b>2</b> | 964cc  | 18hp/2400rpm  | Satoh Zoki Co., Ltd.                          |
| <b>1058</b> |   | Ministry of Transport Type<br>Approval 1977   |  | <b>Kubota B5001</b>  | Kubota Z500       | <b>2</b> | 508cc  | 9.5hp/3000rpm | Kubota Iron Works Co.,<br>Ltd.                |
| <b>1058</b> |   | Ministry of Transport type<br>approval 1977. However, it<br>is believed to have been<br>released later      |  | <b>Kubota B5001</b>  | Kubota Z500       | <b>2</b> | 508cc  | 9.5hp/3000rpm | Kubota Iron Works Co.,<br>Ltd.                |
| <b>1059</b> |   | Ministry of Transport Type<br>Approval 1977   |  | <b>Kubota<br/>B5001E 2WD</b>                                   | Kubota Z500       | <b>2</b> | 508cc  | 9.5hp/3000rpm | Kubota Iron Works Co.,<br>Ltd.                |
| <b>1060</b> |   | Ministry of Transport Type<br>Approval 1977   |  | <b>Kubota B6001</b>  | Kubota D650       | <b>3</b> | 675cc  | 12hp/2800rpm  | Kubota Iron Works Co.,<br>Ltd.                |
| <b>1061</b> |   | Ministry of Transport Type<br>Approval 1977   |  | <b>Kubota B7001</b>  | Kubota D750       | <b>3</b> | 762cc  | 14ps/2800rpm  | Kubota Iron Works Co.,<br>Ltd.                |
| <b>1062</b> |   | 101059<br>1976 Safety Appraisal 1977<br>Ministry of Transport<br>Certification Number 1977                  |  | <b>Kubota<br/>B7001E 2WD</b>                                   | Kubota D750       | <b>3</b> | 762cc  | 14ps/2800rpm  | Kubota Iron Works Co.,<br>Ltd.                |
| <b>1063</b> |   | Ministry of Transport Type<br>Approval 1977   |  | <b>Iseki TS2810F</b>   | Isuzu 3AA1        | <b>3</b> | 1463cc | 28hp/2600rpm  | Iseki Agricultural<br>Machinery Co., Ltd.     |
| <b>1064</b> |  | Ministry of Transport Type<br>Approval 1977   |  | <b>Shibaura<br/>SD1500B</b>                                    | Shibaura LEO 802B | <b>2</b> | 844cc  | 15hp/2600rpm  | Ishikawajima Shibaura<br>Machine Co., Ltd.    |
| <b>1065</b> |   | 101060<br>Safety Appraisal 1977<br>Ministry of Transport<br>Certification Number 1977                       |  | <b>Shibaura<br/>SD1540B</b>                                    | Shibaura LEO 802B | <b>2</b> | 844cc  | 15hp/2600rpm  | Ishikawajima Shibaura<br>Machine Co., Ltd.    |

|             |   |  |   |   |  |          |                                      |                |   |
|-------------|---|--|---|---|--|----------|--------------------------------------|----------------|---|
| <b>1066</b> |   | 101107 Safety Appraisal 1976   |         | <b>Shibaura SD1800</b>  | Shibaura LET802C                       | <b>2</b> | 1005cc                               | 18hp/2800rpm   | Ishikawajima Shibaura Machine Co., Ltd. |
| <b>1067</b> |   | Ministry of Transport Type Approval 1977   |       | <b>Shibaura SD1840</b>  | Shibaura LET802C                       | <b>2</b> | 1005cc                               | 18hp/2800rpm   | Ishikawajima Shibaura Machine Co., Ltd. |
| <b>1068</b> |   | Ministry of Transport Type Approval 1977   |       | <b>Shibaura SD2600</b>  | Shibaura LEM853                        | <b>3</b> | 1429cc                               | 26hp/2500rpm   | Ishikawajima Shibaura Machine Co., Ltd. |
| <b>1069</b> |   | Ministry of Transport Type Approval 1977   |       | <b>Shibaura SD2640</b>  | Shibaura LEM853                        | <b>3</b> | 1429cc                               | 26hp/2500rpm   | Ishikawajima Shibaura Machine Co., Ltd. |
| <b>1071</b> |   | Ministry of Transport Type Approval 1977   |       | <b>Kubota T4</b>  | Kubota GN185                           | <b>1</b> | 183cc                                |                | Kubota Iron Works Co., Ltd.             |
| <b>1072</b> |   | 1977 Ministry of Transport Type Approval Number July 2, 1977   |       | <b>Kubota K6</b>  | Kubota ER550                           | <b>1</b> | 331cc                                |                | Kubota Iron Works Co., Ltd.             |
| <b>1073</b> |    | 1977 Ministry of Transport Type Approval Number July 2, 1977   |       | <b>Kubota K7</b>  | Kubota E7                              | <b>1</b> | 401cc                                |                | Kubota Iron Works Co., Ltd.             |
| <b>1074</b> |   | 1977 Ministry of Transport Type Approval Number July 2, 1977   |       | <b>Kubota K850</b><br>Approved model name:K8                            | Kubota E8                              | <b>1</b> | 465cc                                |                | Kubota Iron Works Co., Ltd.             |
| <b>1075</b> |   | 1977 Ministry of Transport Type Approval Number July 2, 1977   |       | <b>Kubota K9</b>  | Kubota E9                              | <b>1</b> | 522cc                                |                | Kubota Iron Works Co., Ltd.             |
| <b>1076</b> |   | Ministry of Transport Type Approval 1977   |     | <b>Kubota B6001E</b>  | Kubota D650                            | <b>3</b> | 675cc                                | 12hp/2800rpm   | Kubota Iron Works Co., Ltd.             |
| <b>1077</b> | Rarge wheel   | Ministry of Transport Type Approval 1977   |   | <b>Kubota L2201G</b>  | Kubota DH1101                          |          | 1115cc                               |                | Kubota Iron Works Co., Ltd.             |
| <b>1078</b> |  | Notification of July 9, 1977 (Showa 52) Ministry of Transport Small Special Vehicle Type Approval        |   | <b>Kubota L2601</b>   | Kubota D1301                           | <b>3</b> | 1,299cc                              | 26hp/3000rpm   | Kubota Iron Works Co., Ltd.             |
| <b>1079</b> |   | 101065 Notification of July 9, 1977 (Showa 52) Ministry of Transport Small Special Vehicle Type Approval |   | <b>Kubota L2601DT</b>   | Kubota D1301                           | <b>3</b> | 1,299cc                              | 26hp/3000rpm   | Kubota Iron Works Co., Ltd.             |
| <b>1080</b> |   | Ministry of Transport Type Approval 1977   |   | <b>Kubota L3001DT</b>   | Kubota V1501                           | <b>4</b> | 1,487cc                              | 30hp/2800rpm   | Kubota Iron Works Co., Ltd.             |
| <b>1081</b> |   | Ministry of Transport Type Approval 1977   |   | <b>NOZAWA DW1</b>   | YANMAR SS60 SS70C depending on the era | <b>1</b> |                                      | 6hp/2400rpm    | Kubota Iron Works Co., Ltd.             |
| <b>1082</b> |   | 424001 Ministry of Transport Type Approval 1977  |   | <b>SEKIGUHI MAG</b><br>Approved model name: MS250<br>Nickname: Magtrack | Shibaura GED25S                        | <b>1</b> | 252cc                                | 5hp/3600rpm    | Kubota Iron Works Co., Ltd.             |
| <b>1083</b> |   | Ministry of Transport Type Approval 1977   |   | <b>Kubota L2201GDT</b>  | Kubota DH1101                          | <b>3</b> | 1.1L (tractordata.com) DH1101/1115cc | 22hp/2800rpm   | Kubota Iron Works Co., Ltd.             |
| <b>1084</b> |   | Announced in August 1977 (Showa 52) Ministry of Transport certification number                           |   | <b>Kubota L1511</b>   | Kubota Z751                            | <b>2</b> | 743cc                                | 16.7hp/3000rpm | Kubota Iron Works Co., Ltd.             |
| <b>1085</b> | A and B have different tire sizes. A type (4.00-7) and type (4.00-9)                | 1977 Ministry of Transport certification number  |   | <b>HONDA F600A</b>  | HONDA G200                             | <b>1</b> | 197cc                                | 5hp/2000rpm    | HONDA MOTOR CO.,LTD.                    |
| <b>1086</b> |   | 1977 Ministry of Transport certification number  |   | <b>HONDA F600B</b>  | HONDA G200                             | <b>1</b> | 197cc                                | 5hp/2000rpm    | HONDA MOTOR CO.,LTD.                    |